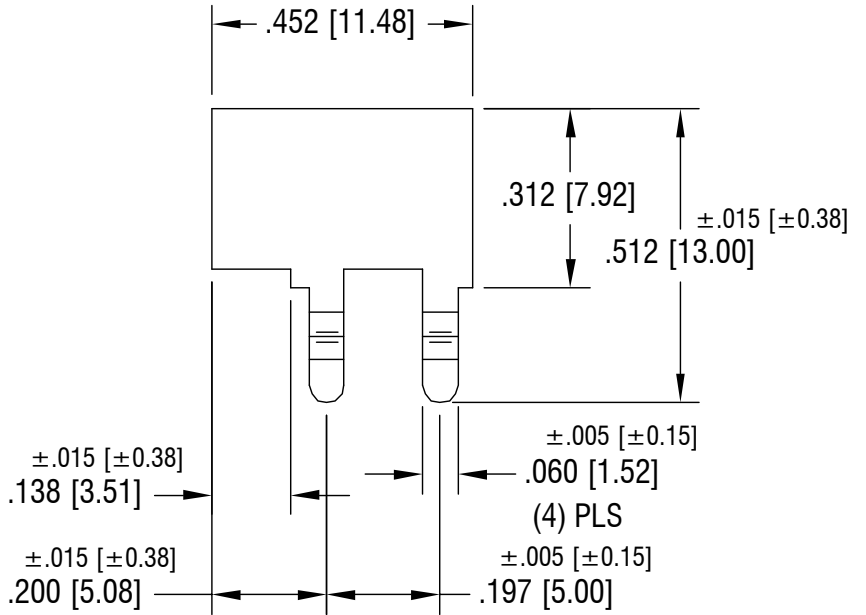
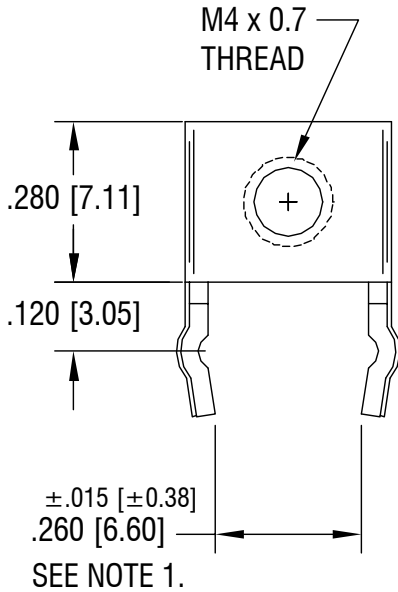
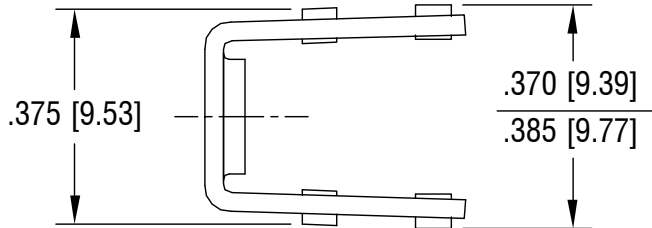
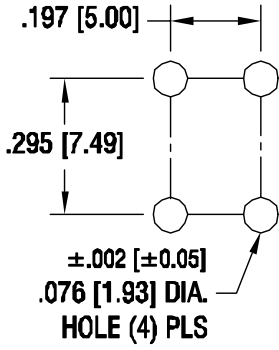


THIS DOCUMENT IS THE PROPERTY OF
KEYSTONE ELECTRONICS CORP. AND
SHALL NOT BE REPRODUCED, DISTRIBUTED
OR USED AS A BASIS FOR MANUFACTURE
WITHOUT PRIOR WRITTEN PERMISSION
FROM KEYSTONE ELECTRONICS CORP.

MOUNTING DETAIL



NOTE:

1. .260 [6.60] $\pm .015$ [± 0.38] DIMENSION TO BE MEASURED AT END OF LEG, NOT AT SEATING PLANE.

KEYSTONE ELECTRONICS CORP.			
ASTORIA, N.Y. 11105-2017			
PART NAME		PC SCREW TERMINAL	
MATERIAL		.032 [0.81] TH'K BRASS	
FINISH		DRN BY	DATE
TIN PLATE		BOONE	10.1.03
		APP'D	SCALE
			3X
TOLERANCES	INCH	[MM]	CODE
DECIMAL	$\pm .010$	[± 0.25]	C
ANGULAR	$\pm 1^\circ$		
UNLESS OTHERWISE SPECIFIED			DWG NO.
			9-7779-M4

DATE	DESCRIPTION	REV.