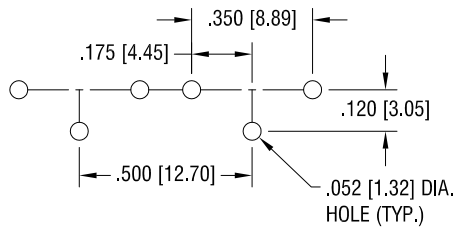
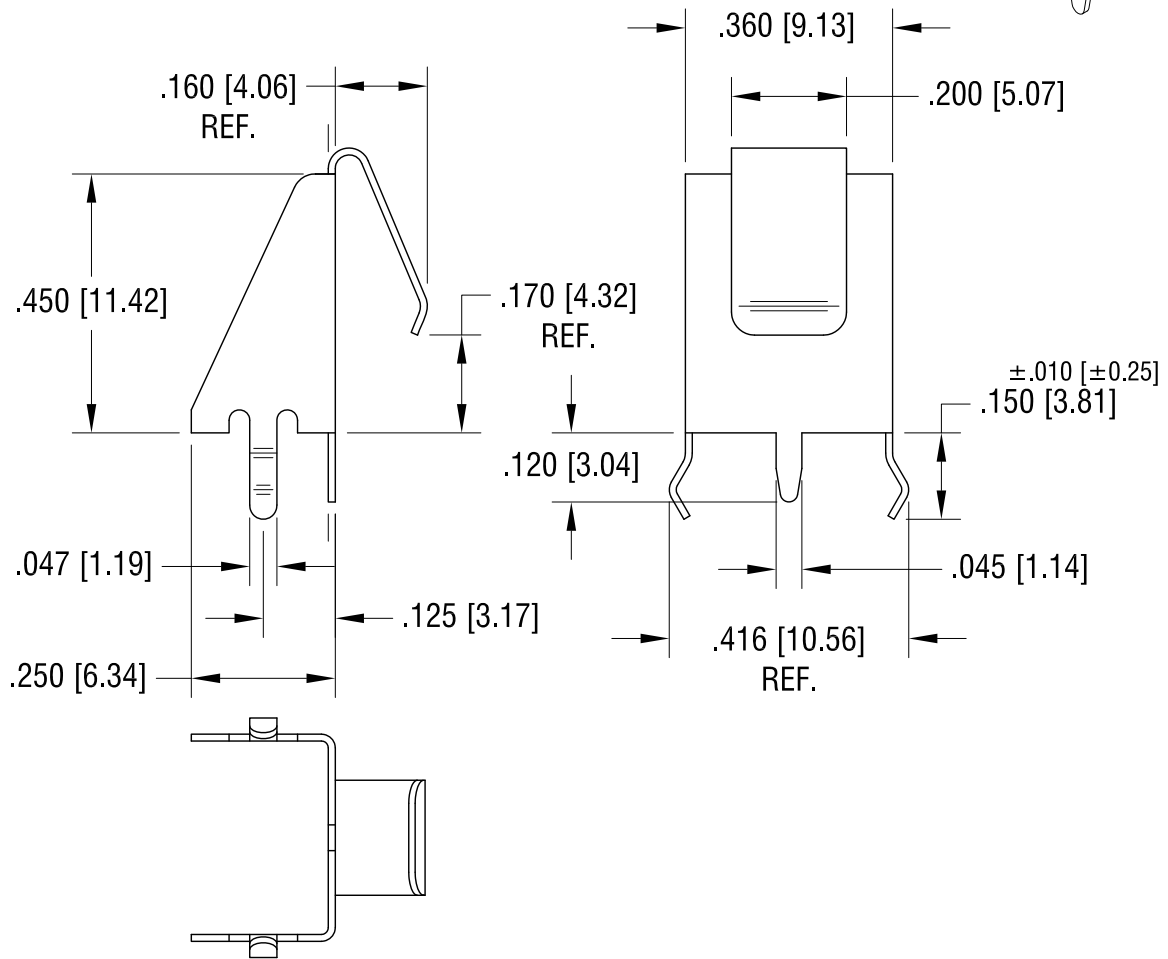
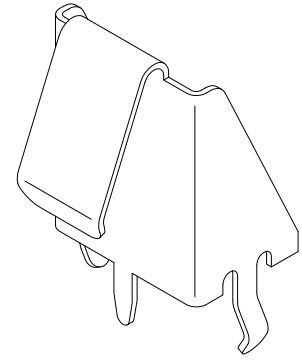
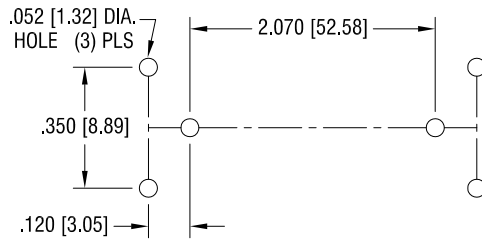


THIS DOCUMENT IS THE PROPERTY OF
KEYSTONE ELECTRONICS CORP. AND
SHALL NOT BE REPRODUCED, DISTRIBUTED
OR USED AS A BASIS FOR MANUFACTURE
WITHOUT PRIOR WRITTEN PERMISSION
FROM KEYSTONE ELECTRONICS CORP.

RECOMMENDED LAYOUT FOR '9 VOLT' BATTERY



RECOMMENDED LAYOUT FOR 'AA' BATTERY USING
ONE SPRING (P/N 590) AND ONE BUTTON (P/N 596) CONTACT



NOTE:

1. HEAT TREAT TO SPRING TEMPER.
2. FINISH: GOLD FLASH, OVER NICKEL PLATE

KEYSTONE ELECTRONICS CORP.

www.keyelco.com • ASTORIA, N.Y. 11105-2017 • Tel (718) 956-8900

PART NAME		'9V' 'AA' 'N' SNAP-IN SPRING CONTACT	
MATERIAL		.012 [.30] TH'K ANNEALED SPRING STEEL	
FINISH	AS NOTED	DRN BY	NT
		DATE	5.23.12
		APP'D	LN
		SCALE	3X
TOLERANCES	INCH [MM]	CODE	DWG NO.
DECIMAL	± .005 [± 0.13]	C	9-590-GF
ANGULAR	± 1°		
UNLESS OTHERWISE SPECIFIED			

DATE	DESCRIPTION	REV.