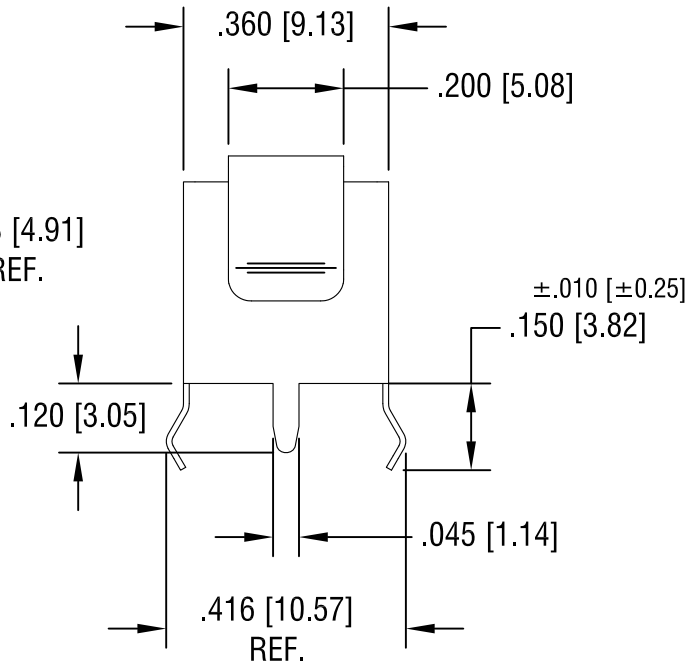
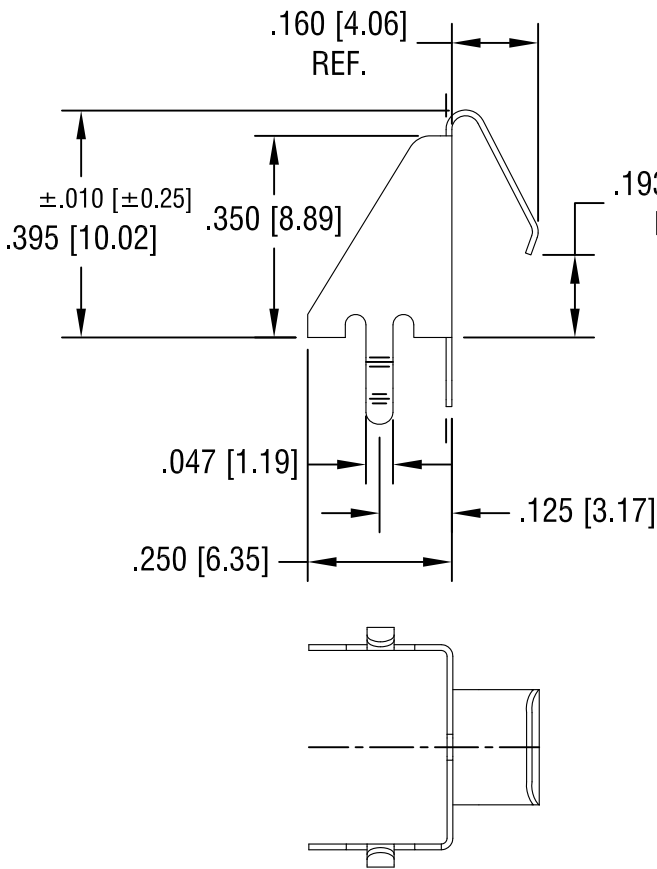
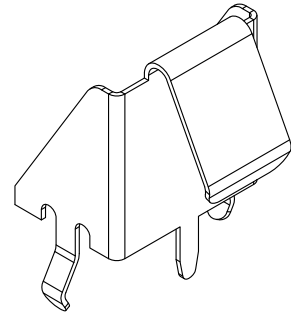
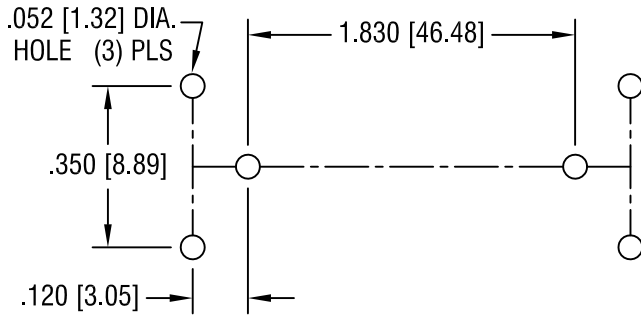


THIS DOCUMENT IS THE PROPERTY OF KEYSTONE ELECTRONICS CORP. AND SHALL NOT BE REPRODUCED, DISTRIBUTED OR USED AS A BASIS FOR MANUFACTURE WITHOUT PRIOR WRITTEN PERMISSION FROM KEYSTONE ELECTRONICS CORP.

RECOMMENDED LAYOUT FOR 'AAA' BATTERY USING ONE SPRING (P/N 591) AND ONE BUTTON (P/N 597) CONTACT



NOTE:

1. HEAT TREAT TO SPRING TEMPER.

10.22.09	CHANGE AS PER ECN 09-155	B
7.19.05	CHANGE AS PER ECN 05-050	A
DATE	DESCRIPTION	REV.

KEYSTONE ELECTRONICS CORP.			
www.keyelco.com • ASTORIA, N.Y. 11105-2017 • Tel (718) 956-8900			
PART NAME			
'AAA' SNAP-IN SPRING CONTACT			
MATERIAL			
.010 [0.25] TH'K ANNEALED SPRING STEEL			
FINISH		DRN BY	DATE
TIN NICKEL PLATE		LARRY	1.17.05
		APP'D	SCALE
		LN	3X
TOLERANCES	INCH [MM]	CODE	DWG NO.
DECIMAL	± .005 [± 0.15]	C	591
ANGULAR	± 1°		
UNLESS OTHERWISE SPECIFIED			