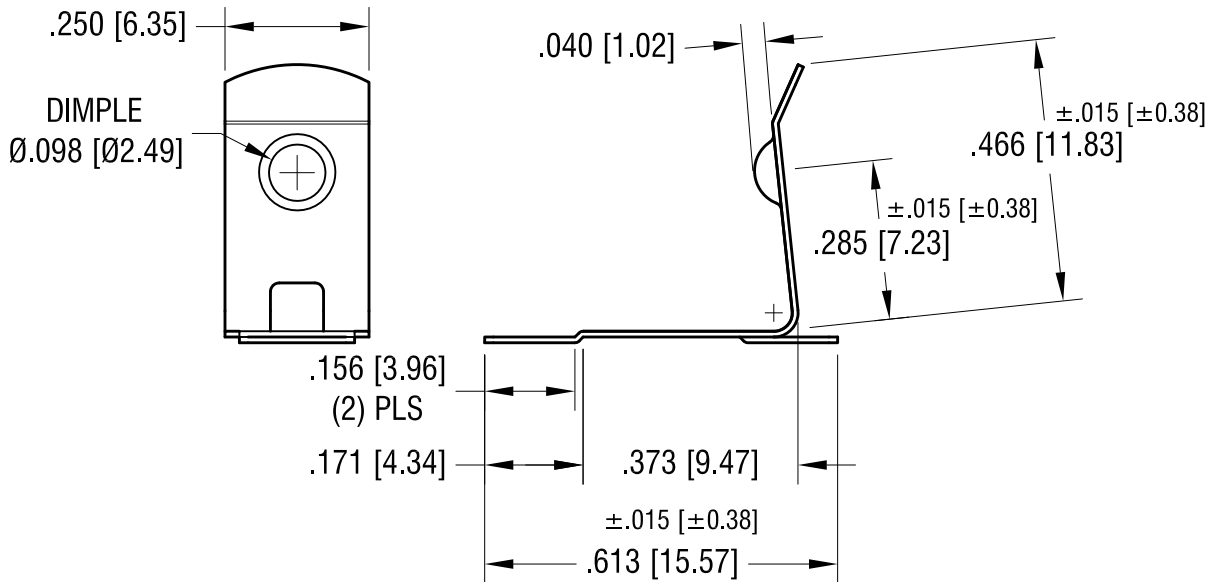
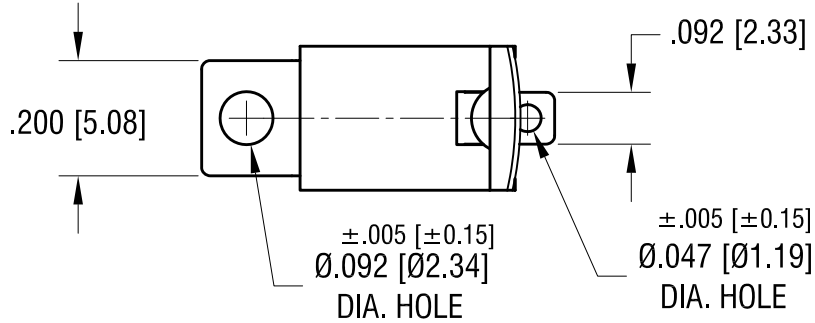
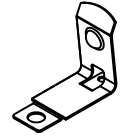
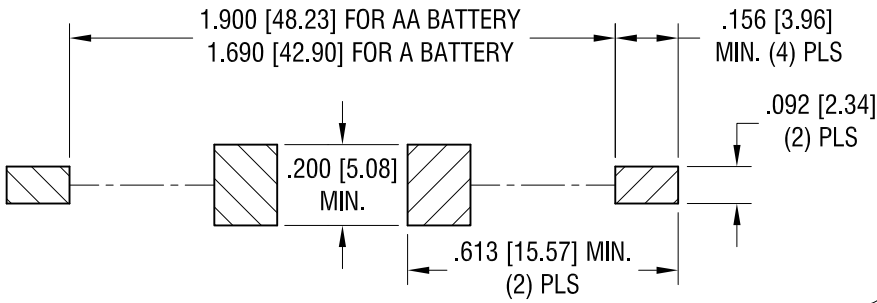


THIS DOCUMENT IS THE PROPERTY OF KEYSTONE ELECTRONICS CORP. AND SHALL NOT BE REPRODUCED, DISTRIBUTED OR USED AS A BASIS FOR MANUFACTURE WITHOUT PRIOR WRITTEN PERMISSION FROM KEYSTONE ELECTRONICS CORP.

MOUNTING PAD LAYOUT



NOTE:

- 1. HEAT TREAT TO SPRING TEMPER.

KEYSTONE ELECTRONICS CORP.

www.keyelco.com • ASTORIA, N.Y. 11105-2017 • Tel (718) 956-8900

PART NAME			'AA' SMT BATTERY CLIP		
MATERIAL					
.010 [0.25] TH'K ANNEALED SPRING STEEL					
FINISH		DRN BY		DATE	
TIN- NICKEL PLATE		NT		8.27.09	
		APP'D		SCALE	
		LN		3X	
TOLERANCES		INCH		[MM]	
DECIMAL		± .010		[± 0.25]	
ANGULAR		± 1°		UNLESS OTHERWISE SPECIFIED	
REV.		CODE		DWG NO.	
B		C		57	

1.25.11	CHANGE AS PER ECN 11-008	B
8.10.09	CHANGED AS PER ECN 09-111	A
DATE	DESCRIPTION	REV.