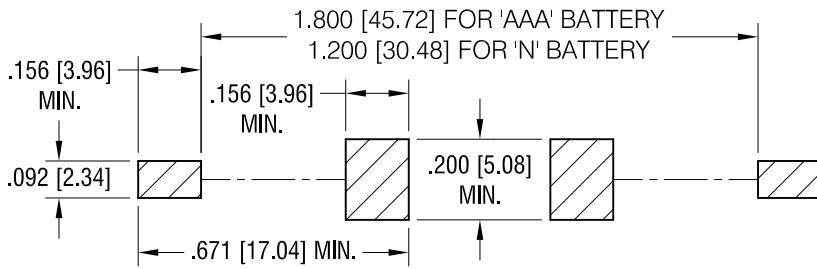
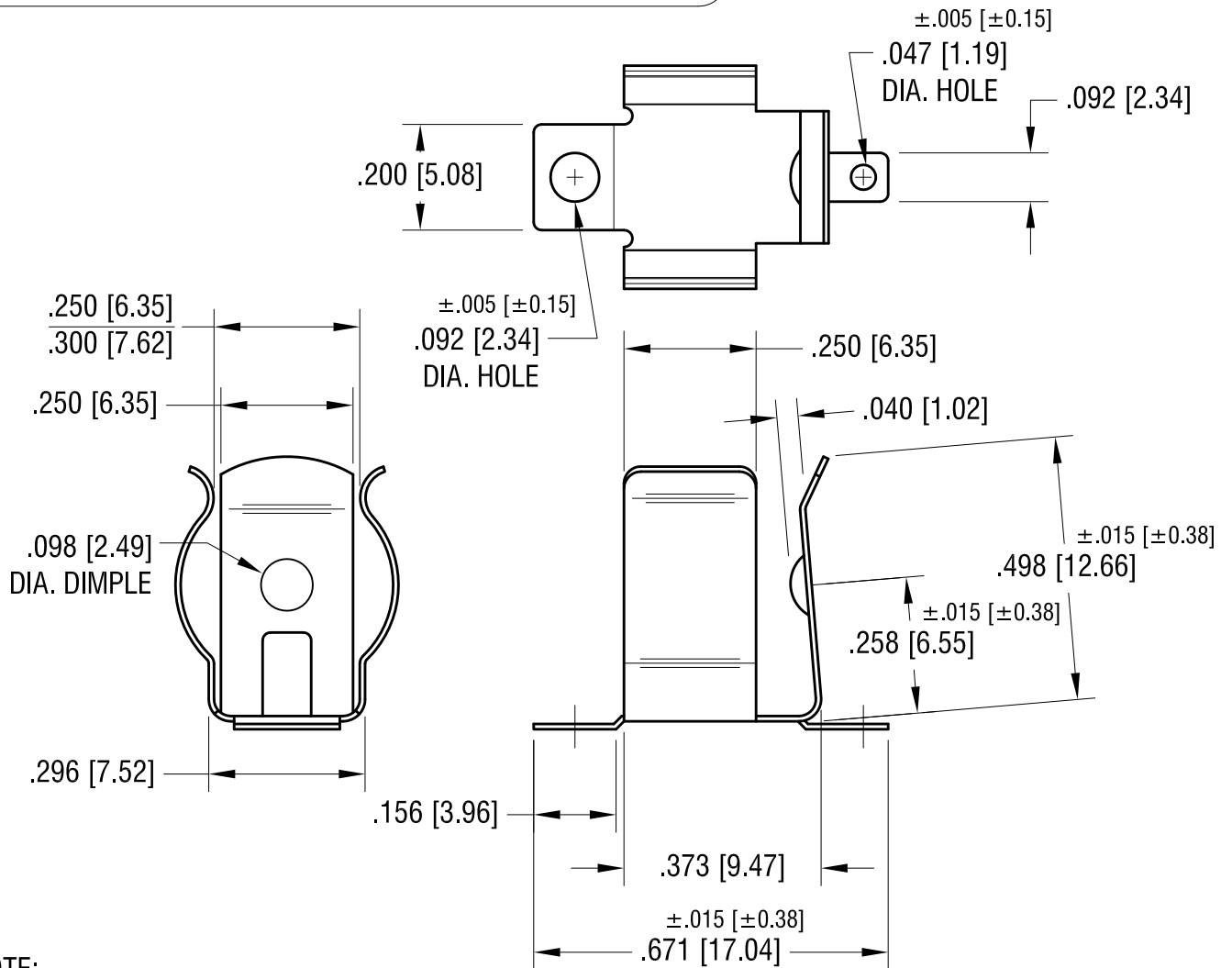
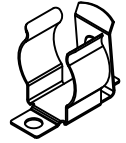


THIS DOCUMENT IS THE PROPERTY OF KEYSTONE ELECTRONICS CORP. AND SHALL NOT BE REPRODUCED, DISTRIBUTED OR USED AS A BASIS FOR MANUFACTURE WITHOUT PRIOR WRITTEN PERMISSION FROM KEYSTONE ELECTRONICS CORP.

MOUNTING PAD LAYOUT. REQUIRED SPACING FOR 'AAA' OR 'N' BATTERIES



ACTUAL SIZE



NOTE:
1. HEAT TREAT TO SPRING TEMPER.

KEYSTONE ELECTRONICS CORP.			
www.keyelco.com • ASTORIA, N.Y. 11105-2017 • Tel (718) 956-8900			
PART NAME		'AAA'-'N' SMT BATTERY CLIP	
MATERIAL		.010 [.25] TH'K ANNEALED SPRING STEEL	
FINISH		DRN BY	DATE
MATTE TIN PLATE		NT	7.20.09
		APP'D	SCALE
		LN	3X
TOLERANCES	INCH [MM]	CODE	DWG NO.
DECIMAL	±.010 [±0.25]	C	555
ANGULAR	± 1°		
UNLESS OTHERWISE SPECIFIED			

1.30.13	CHANGE AS PER ECN 13-010	A
DATE	DESCRIPTION	REV.