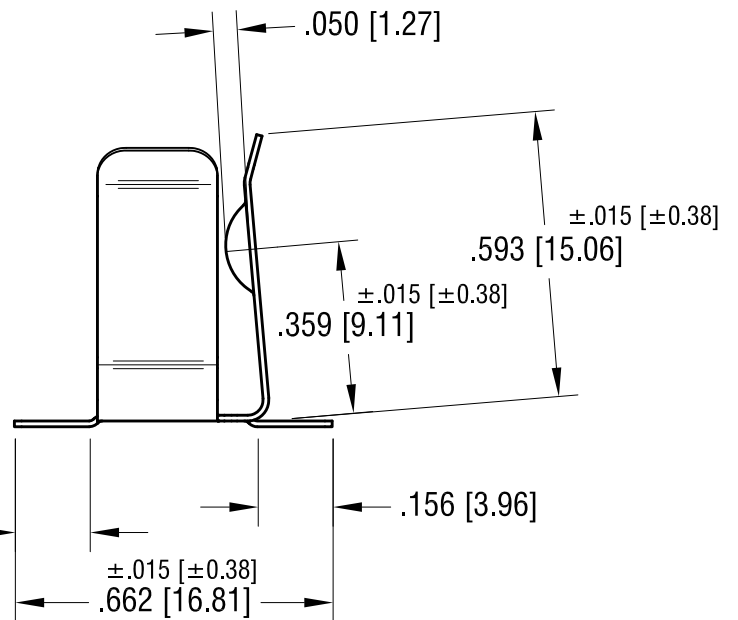
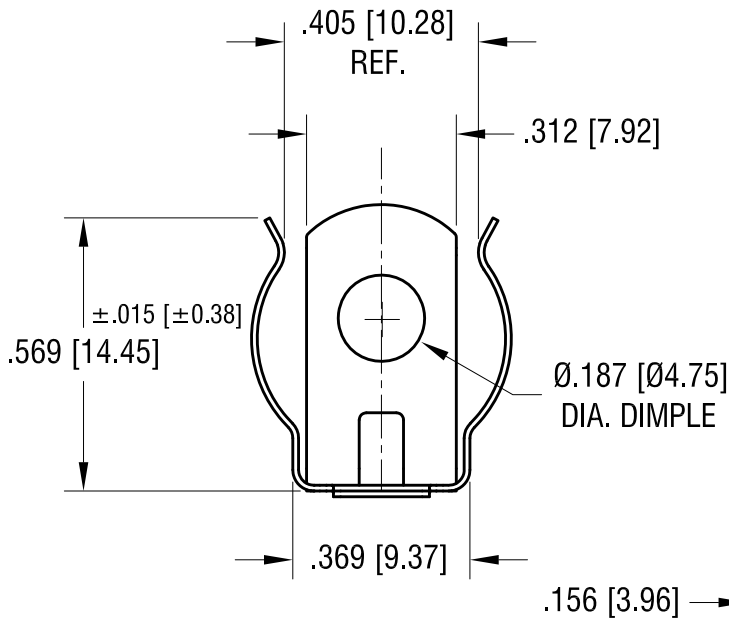
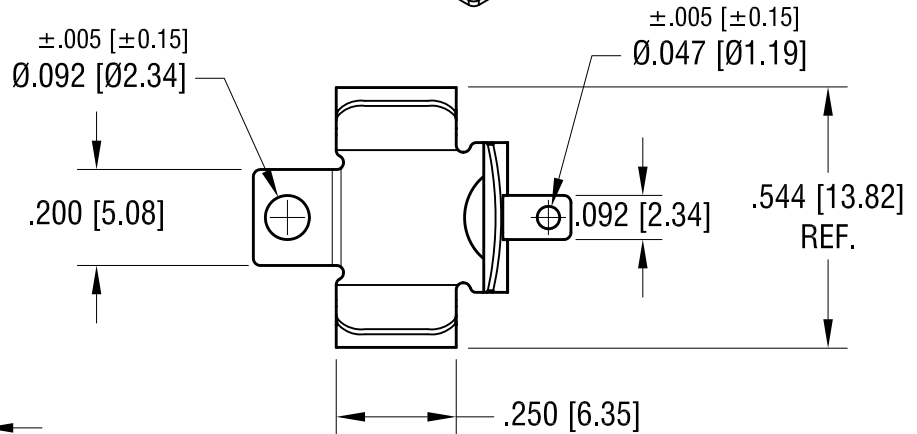
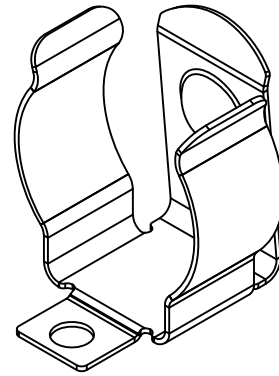
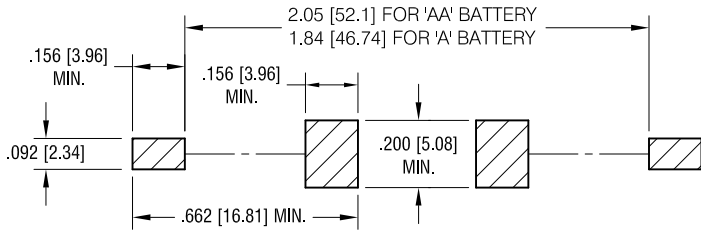


THIS DOCUMENT IS THE PROPERTY OF KEYSTONE ELECTRONICS CORP. AND SHALL NOT BE REPRODUCED, DISTRIBUTED OR USED AS A BASIS FOR MANUFACTURE WITHOUT PRIOR WRITTEN PERMISSION FROM KEYSTONE ELECTRONICS CORP.

MOUNTING PAD LAYOUT. REQUIRED SPACING FOR 'A' OR 'AA' BATTERIES



NOTE:

1. HEAT TREAT TO SPRING TEMPER.

KEYSTONE ELECTRONICS CORP.

www.keyelco.com • ASTORIA, N.Y. 11105-2017 • Tel (718) 956-8900

PART NAME

'A' & 'AA' BATTERY HOLDER

MATERIAL

.012 [.30] TH'K ANNEALED SPRING STEEL

FINISH

TIN NICKEL PLATE

DRN BY

NT

DATE

10.16.08

APP'D

SCALE

2.5X

TOLERANCES

INCH [MM]

DECIMAL

±.010 [±0.25]

ANGULAR

± 1°

UNLESS OTHERWISE SPECIFIED

CODE

C

DWG NO.

53

10.20.09 CHANGE AS PER ECN 99-152

B

1.05.09 CHANGE AS PER ECN 09-001

A

DATE

DESCRIPTION

REV.